

过滤器

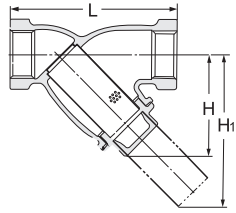
Strainer

PN20

青铜丝扣Y形过滤器

Cast Bronze Y-Patern strainer Threaded ends to BS21

Y



■ 最高工作压力 [Maximum Working Pressure]

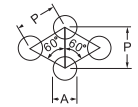
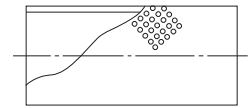
| | |
|--|---------------|
| 120℃压力变动小的水、油、气 [120℃W.O.G. non-shock] | 2.1MPa(21bar) |
| 饱和蒸气 [Saturated steam] | 1.0Mpa(10bar) |

■ 材质 [Materials]

| 零件 [Parts] | 材质 [Material] |
|--------------|-----------------------------------|
| 阀体 [Body] | 青铜CAC [Cast bronze] |
| 阀盖 [Bonnet] | 黄铜C3771BE [Forged brass] |
| 垫片 [Gasket] | 非石棉 [Non asbestos] |
| 过滤网 [Screen] | 304型不锈钢 [304Type Stainless steel] |

■ 沙格尺寸 [Screen Dimensions] (mm)

| 阀门尺码 [Valve Size] | A | P | 厚度 [Thickness] |
|-------------------|------|-----|----------------|
| DN 10~20 | 1.4φ | 2.5 | 0.3 |
| DN 25~50 | 1.4φ | 2.5 | 0.4 |
| DN 65~80 | 1.4φ | 2.5 | 0.5 |



(mm)

■ 尺寸 [Dimensions]

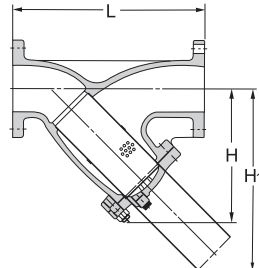
| DN | mm | 10 | 15 | 20 | 25 | 32 | 40 | 50 | 65 | 80 |
|----|------|-----|-----|-----|-----|-------|-------|-----|-------|-----|
| | inch | 3/8 | 1/2 | 3/4 | 1 | 1 1/4 | 1 1/2 | 2 | 2 1/2 | 3 |
| L | | 70 | 80 | 100 | 115 | 135 | 160 | 195 | 230 | 240 |
| H | | 44 | 49 | 57 | 70 | 82 | 98 | 121 | 148 | 180 |
| H1 | | 61 | 68 | 84 | 106 | 125 | 150 | 189 | 217 | 268 |

10K

铸铁法兰Y形过滤器

Cast Iron Y-Patern strainer Flanged ends

10FCY



■ 最高工作压力 [Maximum Working Pressure]

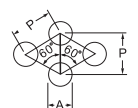
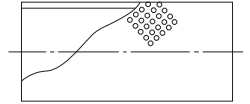
| | |
|-----------------------------------|------------------|
| 120℃均衡水流 [120℃ Non-shock Water] | 1.37MPa(13.7bar) |
| 120℃水、油、空气 [120℃ Water, Oil, Air] | 0.98MPa (9.8bar) |
| 120℃气 [120℃ Gas] | 0.20MPa (2.0bar) |
| 饱和蒸气 [Saturated steam] | 0.69MPa (6.9bar) |

■ 材质 [Materials]

| 零件 [Parts] | 材质 [Material] |
|--------------|--|
| 阀体 [Body] | 铸铁FC200 [Cast iron] |
| 阀盖 [Cap] | 黄铜(DN10 ~ DN40)C3771BE [Forged brass(DN10 ~ DN40)] |
| 阀盖 [Cover] | 铸铁(DN50以上)FC200 [Cast iron(DN50 and over)] |
| 垫片 [Gasket] | 非石棉 [Non asbestos] |
| 过滤网 [Screen] | 304型不锈钢 [304Type Stainless steel] |

■ 沙格尺寸 [Screen Dimensions] (mm)

| 阀门尺码 [Valve Size] | A | P | 厚度 [Thickness] |
|-------------------|------|-----|----------------|
| DN 10~20 | 1.4φ | 2.4 | 0.3 |
| DN 25~50 | 1.4φ | 2.4 | 0.4 |
| DN 65~125 | 1.5φ | 2.5 | 0.5 |
| DN 150~200 | 3.0φ | 5.0 | 1.0 |
| DN 250~300 | 5.0φ | 7.0 | 1.0 |
| DN 350 | 5.0φ | 7.0 | 1.5 |



(mm)

■ 尺寸 [Dimensions]

| DN | mm | 10 | 15 | 20 | 25 | 32 | 40 | 50 | 65 | 80 | 100 | 125 | 150 | 200 | 250 | 300 | 350 |
|----|------|-----|-----|-----|-----|-------|-------|-----|-------|-----|-----|-----|-----|-----|-----|-----|-----|
| | inch | 3/8 | 1/2 | 3/4 | 1 | 1 1/4 | 1 1/2 | 2 | 2 1/2 | 3 | 4 | 5 | 6 | 8 | 10 | 12 | 14 |
| L | | 115 | 125 | 140 | 150 | 170 | 190 | 230 | 305 | 360 | 415 | 465 | 515 | 580 | 680 | 800 | 950 |
| H | | 46 | 57 | 63 | 77 | 90 | 100 | 127 | 208 | 237 | 280 | 325 | 370 | 462 | 536 | 625 | 741 |
| H1 | | 64 | 82 | 91 | 114 | 134 | 146 | 173 | 289 | 335 | 388 | 446 | 497 | 589 | 694 | 818 | 993 |